



Maharashtra Cosmopolitan Education Society's

M. A. Rangoonwala Institute of Hotel Management & Research, Pune.

Affiliated To Savitribai Phule Pune University / Institute code No. : 1042

Email: info@marhotelmanagement.com | Mobile No.: +91 9403 190 762

Dr. P. A. Inamdar
President, M.C.E. Society

Prof. Dr. Anita Frantz
Principal

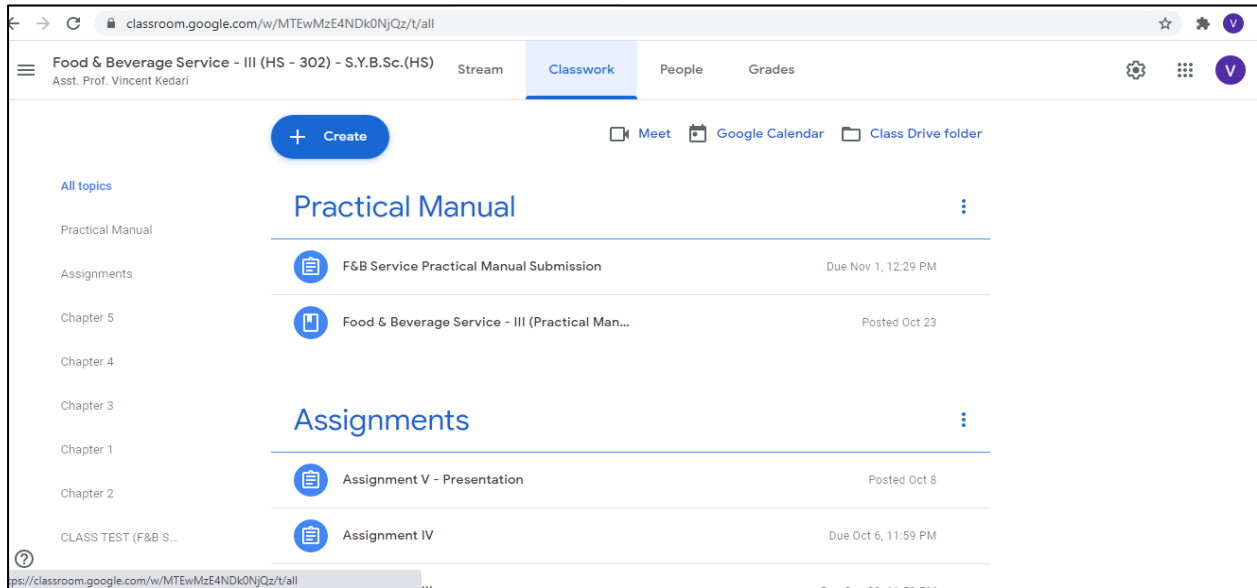
CRITERION – 2 TEACHING- LEARNING AND EVALUATION	
--	--

Key Indicator	2.3 Teaching- Learning Process
Metric No.	2.3.1

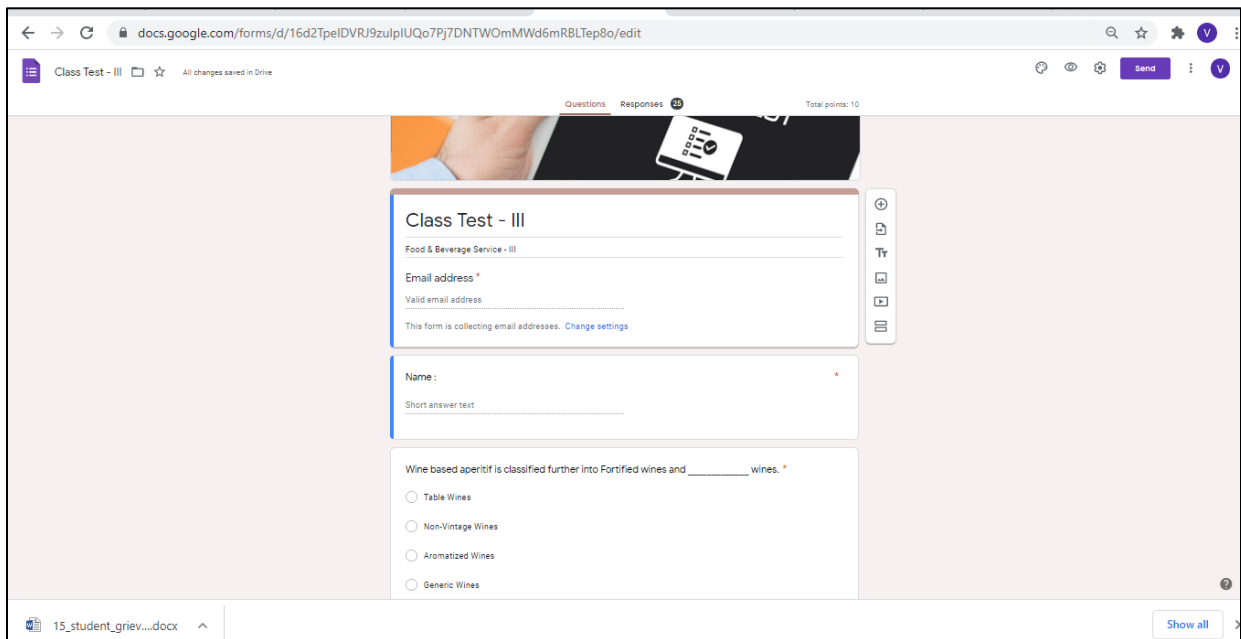
- Student centric methods, such as experiential learning, participative learning and problem solving methodologies are used for enhancing learning experiences using ICT tools

- Teacher use ICT enabled tools for effective teaching- learning process.

Sr. No.	Documents Attached (SAMPLE)
1	ICT tools used by the college for effective teaching – learning process <ul style="list-style-type: none">• Google classroom• Youtube• Power Point Presentations• Digital Library Resource
2	Activities related to use of ICT tools for effective teaching – learning process



Google classroom used for conducting classes, sharing information, conducting assignments, class tests etc.



Google forms used to conduct online tests

Student Name	Score	Submission Status
Aish D	8	Graded
Ankit Gawai	6 (Done late)	Graded
ayan Sayyad	8.5	Graded
DEVDATTA WAGHMARE	9	Graded
Faizan Imtiyaz Shaikh	6	Graded
Farhan Shaikh	9	Graded
Fouzhan Shaikh	8.5	Graded

Online Assignments

Chapter	Posting Date
Chapter 5 - Types of Meals - Notes	Posted Jan 14
Chapter 4 - Types of Food & Beverage Servi...	Posted Jan 4
Chapter 3 - Food & Beverage Service Perso...	Posted Nov 5, 2020
Chapter 2 - Food & Beverage Service Equip...	Posted Oct 22, 2020
Chapter 1- Food & Beverage Service Industry	Posted Oct 7, 2020

Notes shared on Google classroom

College Youtube Profile

The screenshot shows the YouTube channel page for M.A.R Hotel Management and Research. The channel name is "M A R Hotel Management and Research" with the handle "@marhotelmanagement", 134 subscribers, and 68 videos. The page features a navigation menu on the left with options like Home, Shorts, Subscriptions, Library, History, Watch later, and Liked videos. Below the channel header, there are tabs for HOME, VIDEOS, SHORTS, LIVE, PLAYLISTS, CHANNELS, and ABOUT. A grid of video thumbnails is displayed, including "Classification of Table Service" (21:46), "American Service" (1:49), and several other videos with durations like 25:07.

College Youtube playlist

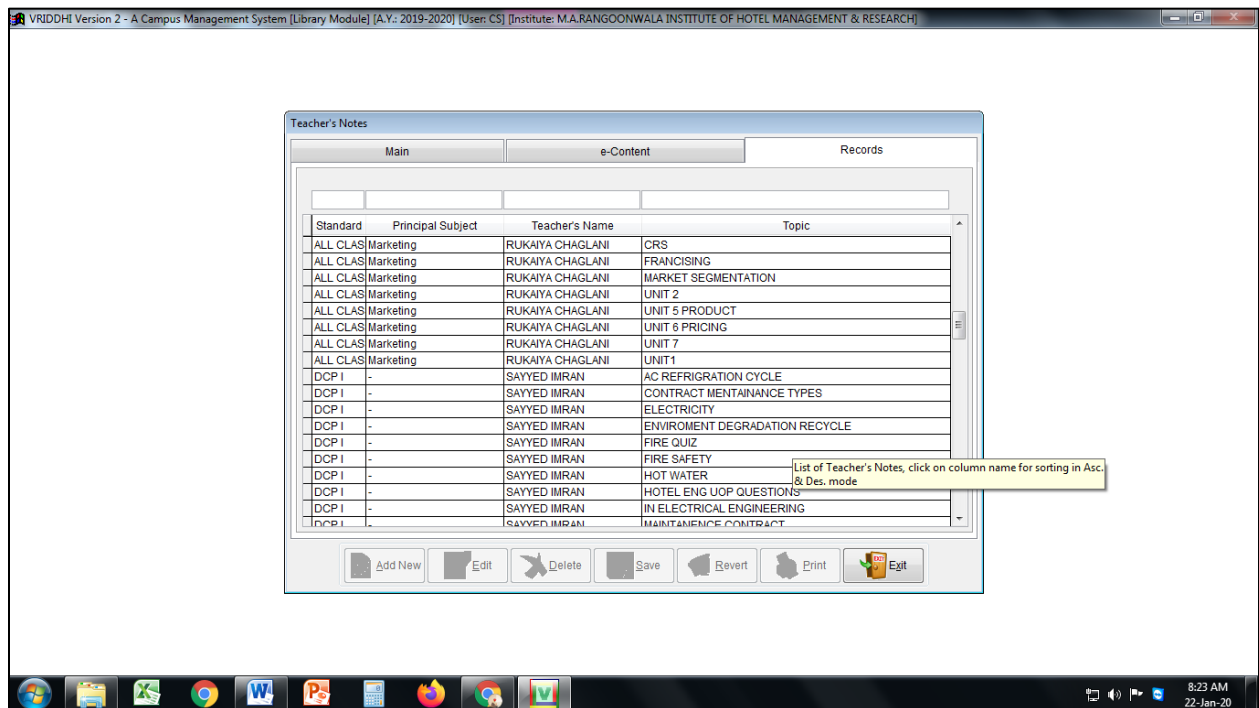
The screenshot shows the YouTube channel page with the "PLAYLISTS" tab selected. It displays several created playlists with their respective video counts: "Library" (16 videos), "Food and Beverage Service I" (7 videos), "Food Production II" (9 videos), "FOOD PRODUCTION I" (6 videos), "Food and Beverage Service" (4 videos), "Front Office" (8 videos), "House Keeping" (1 video), and "Food Production" (1 video). Each playlist has a "View full playlist" link below it.

Youtube link -

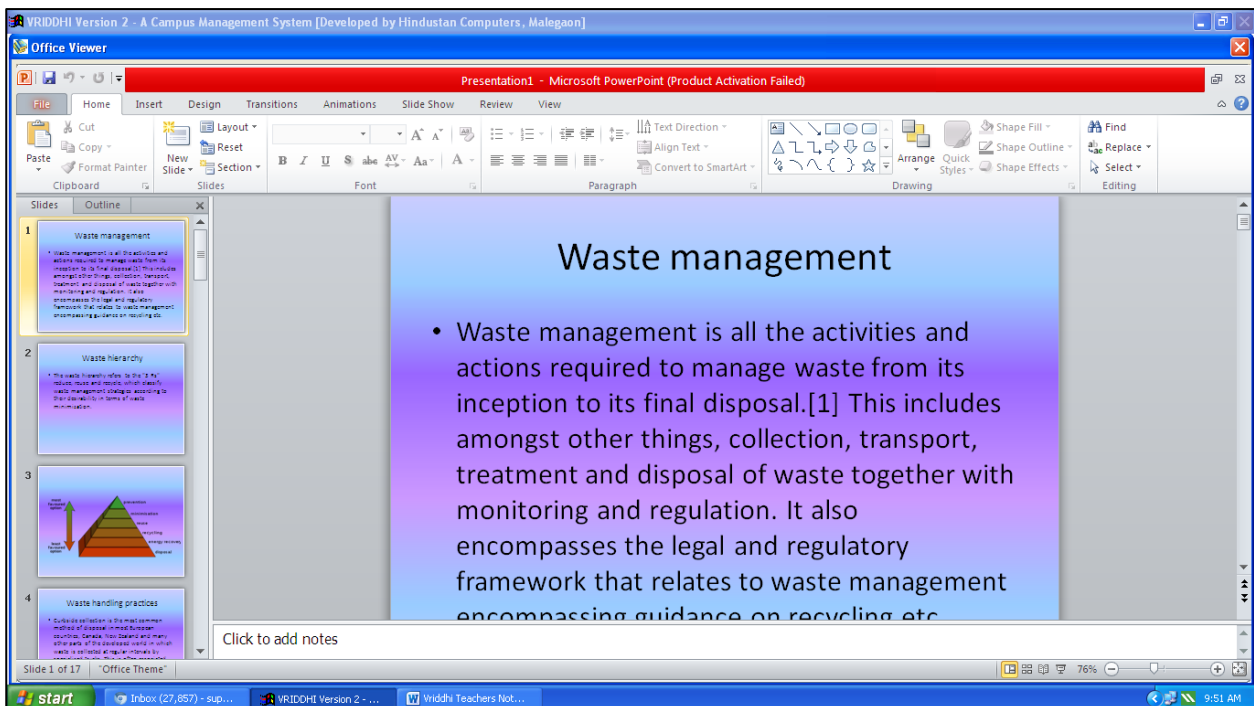
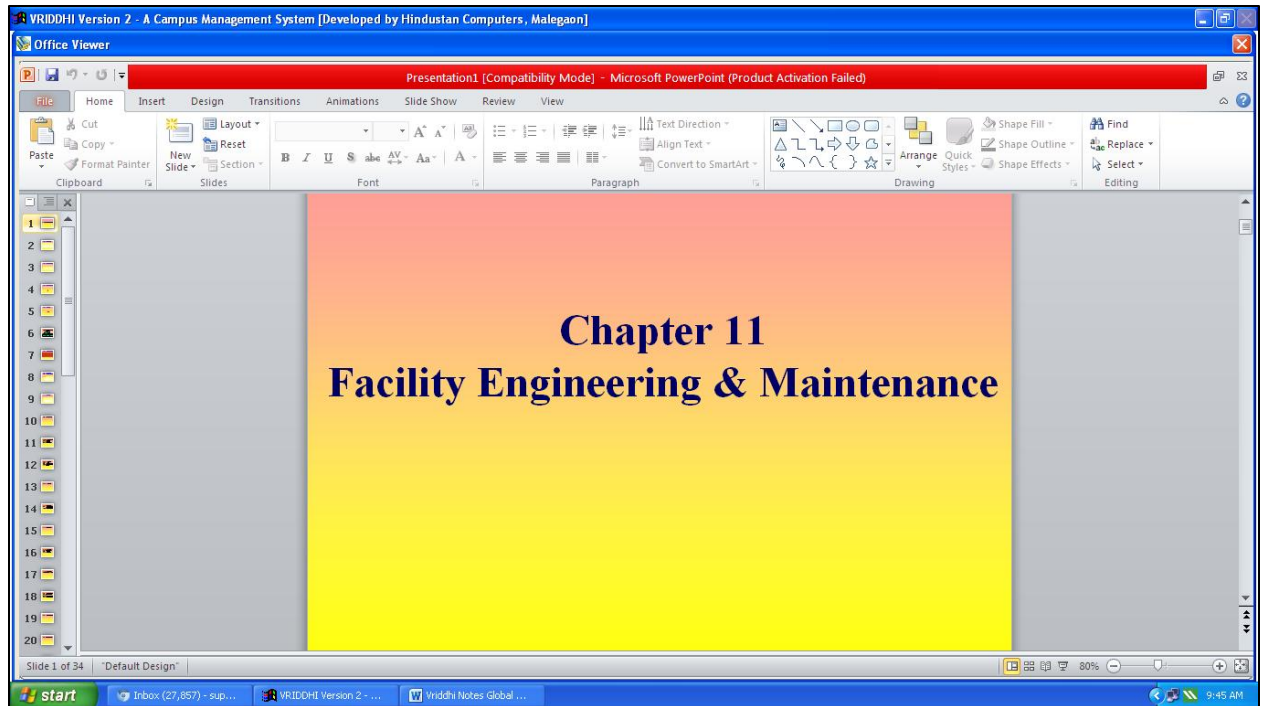
<https://www.youtube.com/@marhotelmanagement>

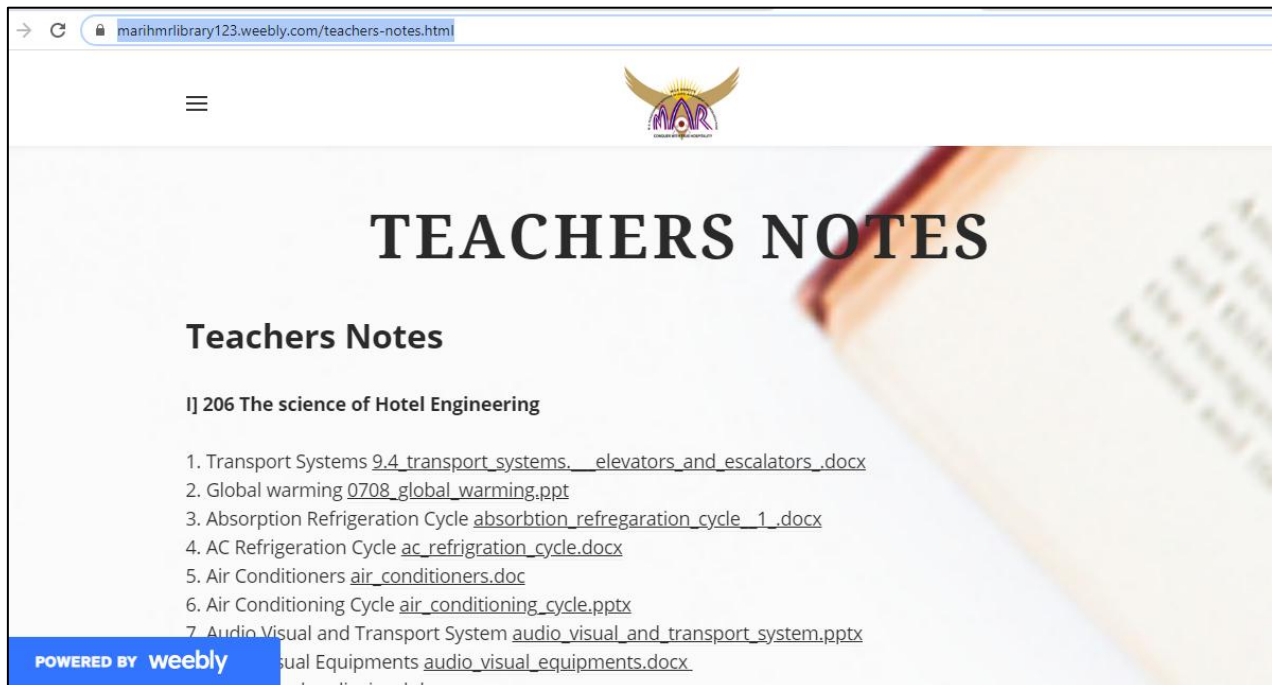
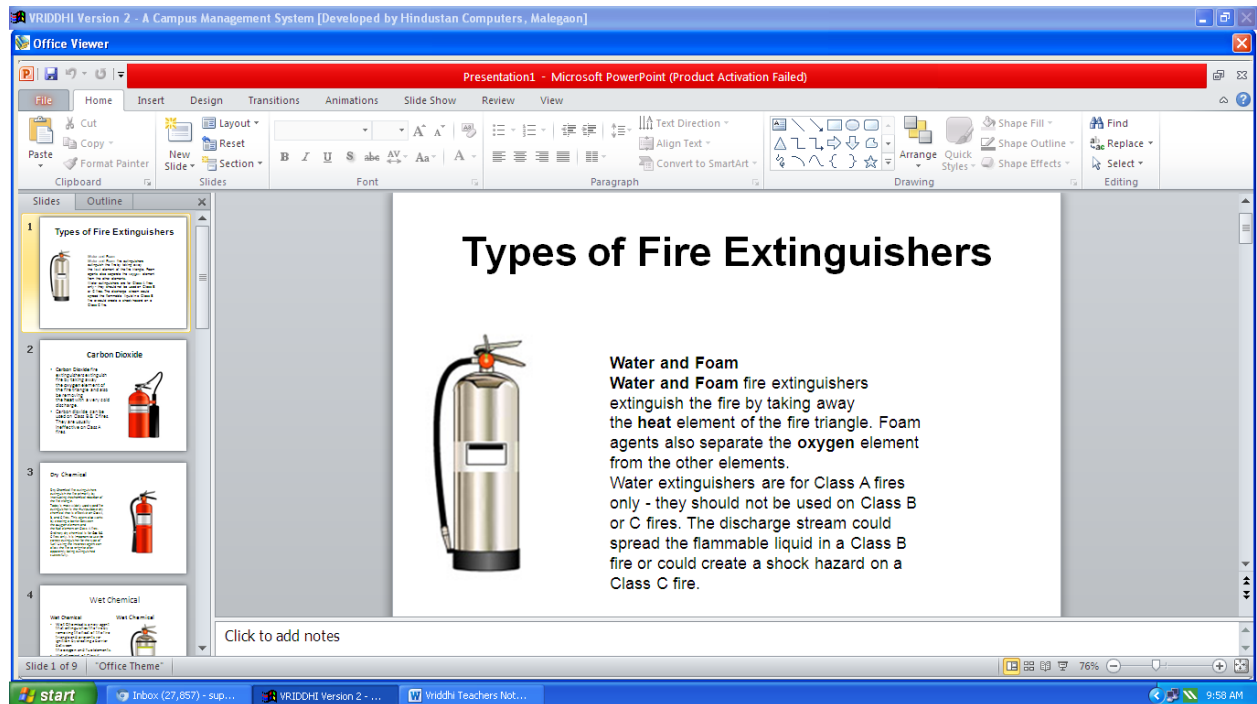


Vridddhi Software Screenshot (Login Page)



Faculty Notes uploaded subject wise on the Vridddhi Software





Screenshot of College Library website with e-content (Subject Notes) uploaded.

Activities:

Students using ICT tools for presentations

Activity: - Students Presentation of topic with PPT

Date: 9th February 2018



Photo: Students doing Power Point Presentation

By doing presentations, students learn how to speak in front a group, a broadly applicable professional skill. They learn how to prepare material for public presentation, and practice (especially with feedback) improves their speaking skills. The importance of presentation skills in the classroom: Students and instructors perspectives. Employers are demanding graduates with excellent communication (written, oral, and listening) skills. Thus, a student's presentation in the classroom becomes an important element in delivering positive learning experiences.

Event Co-ordinator: Mr. Imran Sayyed

Activity:- Teaching with video film

Date: 1st December 2018




Photo: Students watching Video film

The students of TY Class had a Video presentation in International Food Principles Subject

The video is simple to operate, portable, and less expensive. Another educator who has considered the potential of the video believes that "one of the pedagogical tasks of the next decade may well be discovering the most efficacious ways of employing this omnipresent piece of technology. Another teacher pinpoints a reason for the potential: "Because students live in a media-oriented world, they consider sight and sound as 'user friendly.'" And technology can act as a facilitator by bringing innovation to quizzes and ensuring active participation among students.

Film can link disciplinary perspectives films can serve very specific courses and units films can target and motivate writing

Event Co-ordinator : Mr. Imran Sayyed

Activity: - Online test conducted by teacher

Date: 31st August 2019



Photo: Students giving exams online of Hotel Engineering

You have to keep in mind that your students will take the exam on their own device in their own time with nobody to check up on them, so you have to alter your questions to provide for this situation. You have to ask questions which are not easily to be retrieved from books or the internet. Or you can add a timer to each question so there is no time to search for the answer.

Open text questions are possible, but they don't auto-grade, so you have to check them yourself.

An online exam system is a little bit more susceptible for fraud. So you have to keep that in mind if you setup your exam. Do you want to share the results immediately after the result? In that case you can setup a question bank to solve the issue of fraud. Handing out all questions & Answers of a question bank to students is ok. Because they have to learn all the questions & answers by heart. And when they're done they master the material.

Event Co-ordinator : Mr. Imran Sayyed